

Care Management PCMH Committee

Person-Centered Medical Home Program Update February 12, 2020



PCMH Program Status

As of January 31, 2020

PCMH Program Participants		Sites		Providers	
12/31/19	1/31/20	12/31/19	1/31/20	12/31/19	1/31/20
123	122	548	565	2,296	2,329
92 PCMH Approved Practices Recognized at NCQA Level 2 or Level 3		19 Glide Path Practices Working towards NCQA recognition		1 Glide Path Renewal Practice Working towards NCQA renewal recognition	
				16 PCMH Accredited Practices Includes FQHCs	

Note: 5 Practices have sites in both PCMH & Glide Path Programs

1 Practice has sites in both Glide Path & Glide Path Renewal Programs

PCMH Approved Practices

PCMH Approved Practices

12/31/19

91

1/31/20

92

New Approved Practices: 0

Completed Glide Path: 3

Termed Practices: 2

PCMH Approved Sites

12/31/19

360

1/31/20

369

New Approved Sites: 1

Completed Glide Path: 10

Sites Termed: 2

PCMH Approved Providers

12/31/19

1,598

1/31/20

1,676

Completed Glide Path: 75

Providers Added: 13

Providers Termed: 10

PCMH Adult & Pediatric Practices

92 PCMH Approved
Practices

369
PCMH Approved Sites

38 Internal
Medicine
PCMH
Practices
with **175** Sites

21 Family
Medicine
PCMH
Practices
with **101** Sites

46 Pediatric
PCMH
Practices
with **92** Sites

1 Geriatric
PCMH
Practice
with **1** Site

This data reflects current information through January 31, 2020

*Note: 5 Practices have sites in 3 of the 4 categories & 4 Practices have sites in 2 of the 4 categories.
Sites are counted once.*

PCMH Glide Path Practices

Glide Path Practices

12/31/19

20

1/31/20

19

New Practices: 2

Completed Glide Path: 2

Practices Termed: 1

1

Glide Path Renewal Practice

No Change

Glide Path Sites

12/31/19

52

1/31/20

59

New Practice Sites: 18

Completed Glide Path: 10

Sites Termed: 1

Glide Path Providers

12/31/19

205

1/31/20

158

New Providers: 29

Completed Glide Path: 75

Providers Added: 0

Providers Termed: 1

**1 Site
3 Providers**

No Change

PCMH Accredited Program Participants

Federally Qualified Health Centers (FQHCs) and FQHC look-alikes are program participants*

PCMH Accredited Participants

12/31/19

16

1/31/20

16

No Change

PCMH Accredited Sites

12/31/19

135

1/31/20

136

Sites Added: 1

Sites Termined: 0

PCMH Accredited Providers

12/31/19

490

1/31/20

492

Providers Added: 3

Providers Termined: 1

*Federally Qualified Health Centers (FQHCs) and FQHC look-alikes are PCMH program participants if they are pursuing and/or have obtained the Joint Commission Ambulatory Care accreditation with or without the Primary Care Medical Home certification as well as NCQA recognition.



PCMH CY2019 Program Recruitment

Recruitment as of January 31, 2020

- **20 Practice Sites**
 - 18 New Practice Sites
 - 2 New Sites from Current PCMH Practices
- **31 Providers**
 - 29 From New Practice Sites
 - 2 From New Sites from Current PCMH Practices

Practice Recruitment Opportunities

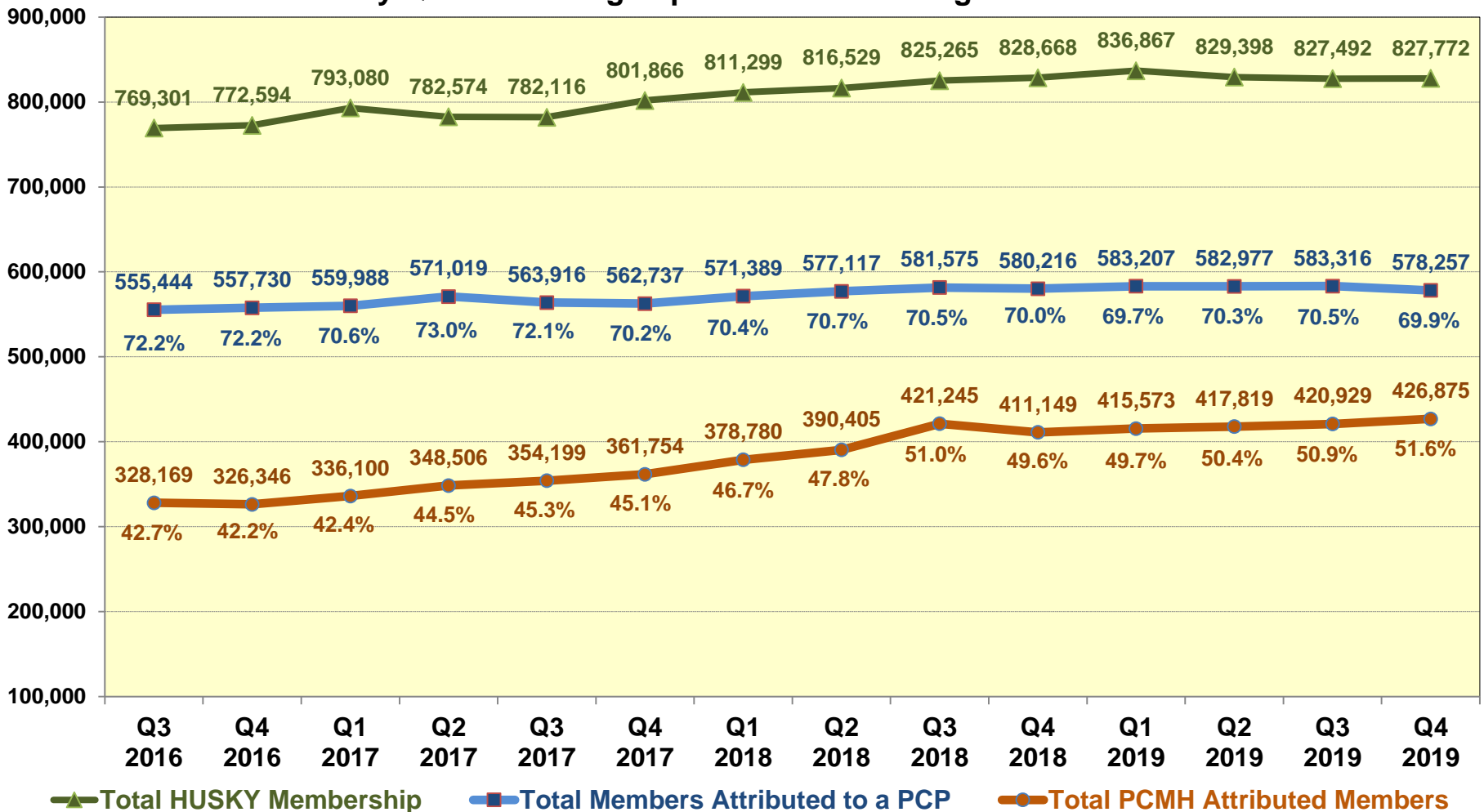
8 Practice Sites

21 Providers

These are eligible primary care practices that are most likely to enroll in the PCMH program in 2020.

PCMH Program Member Attribution

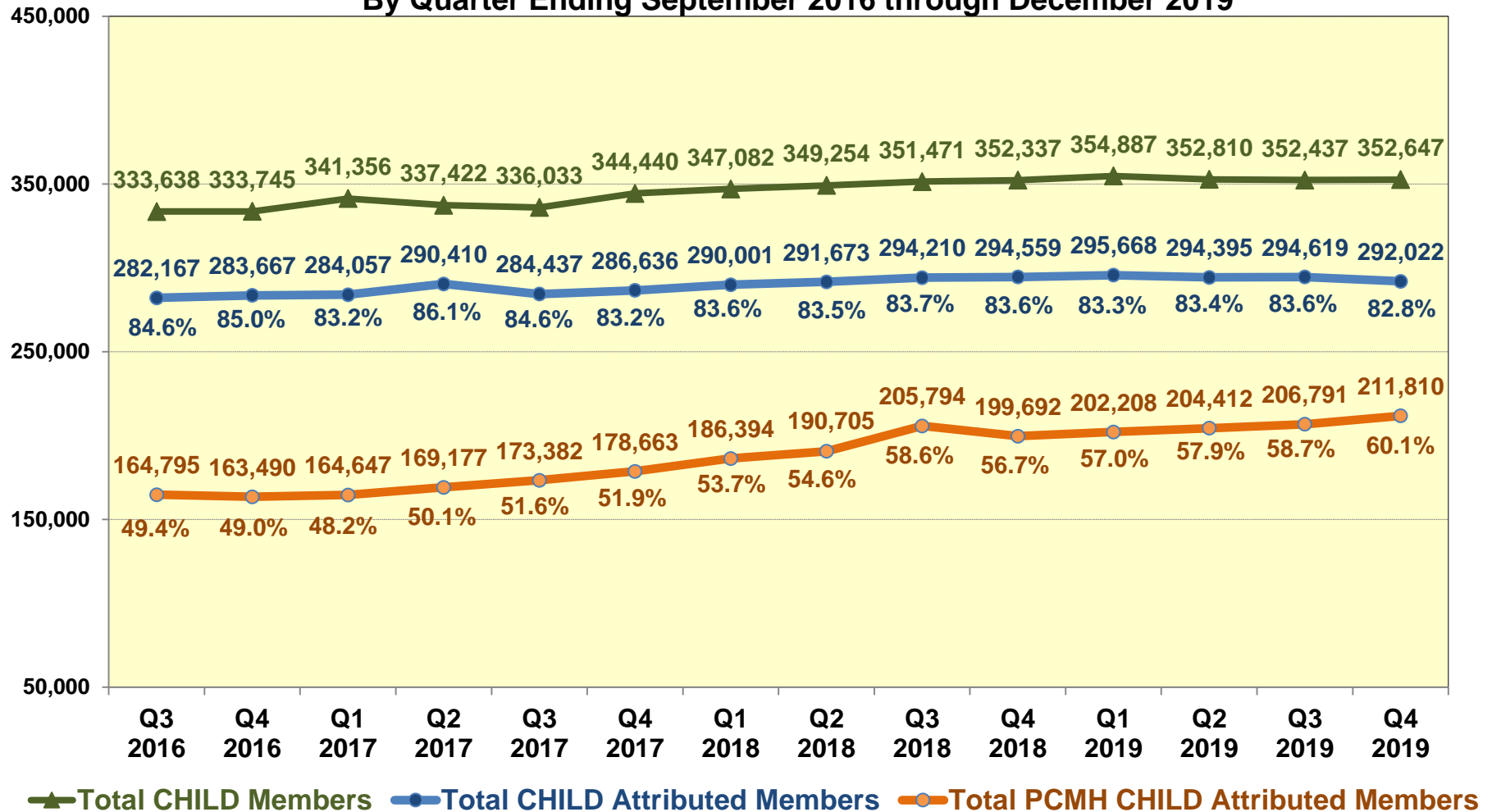
Summary of Total PCMH Attributed Members, Total Members Attributed to a PCP, and Total HUSKY Membership
By Quarter Ending September 2016 through December 2019



PCMH Program CHILD Member Attribution

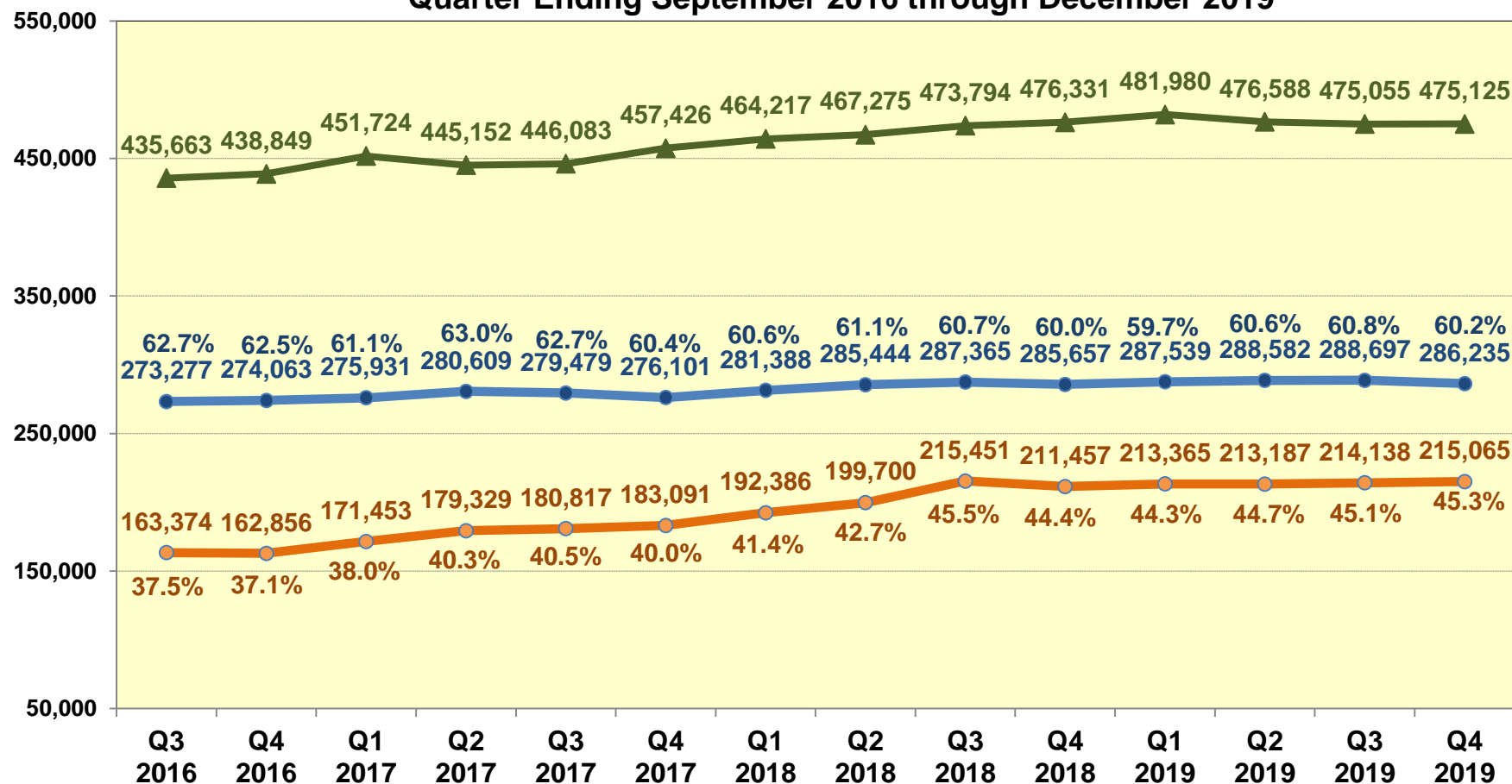
Comparison of Total CHILD Members, Total CHILD Attributed Members
and Total PCMH CHILD Attributed Members

By Quarter Ending September 2016 through December 2019



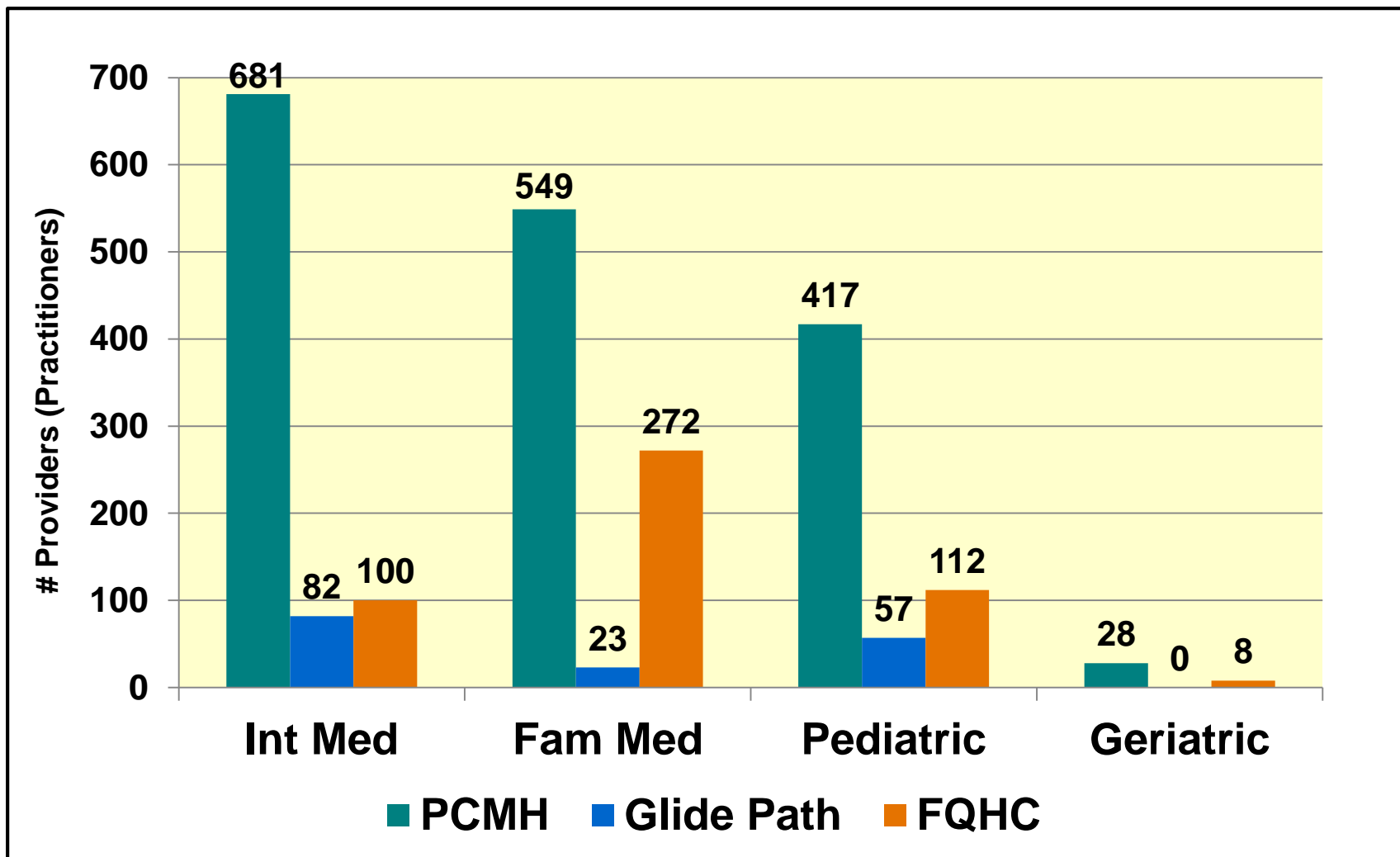
PCMH Program ADULT Member Attribution

Comparison of Total ADULT Members, Total ADULT Attributed Members,
and Total PCMH ADULT Attributed Members
Quarter Ending September 2016 through December 2019

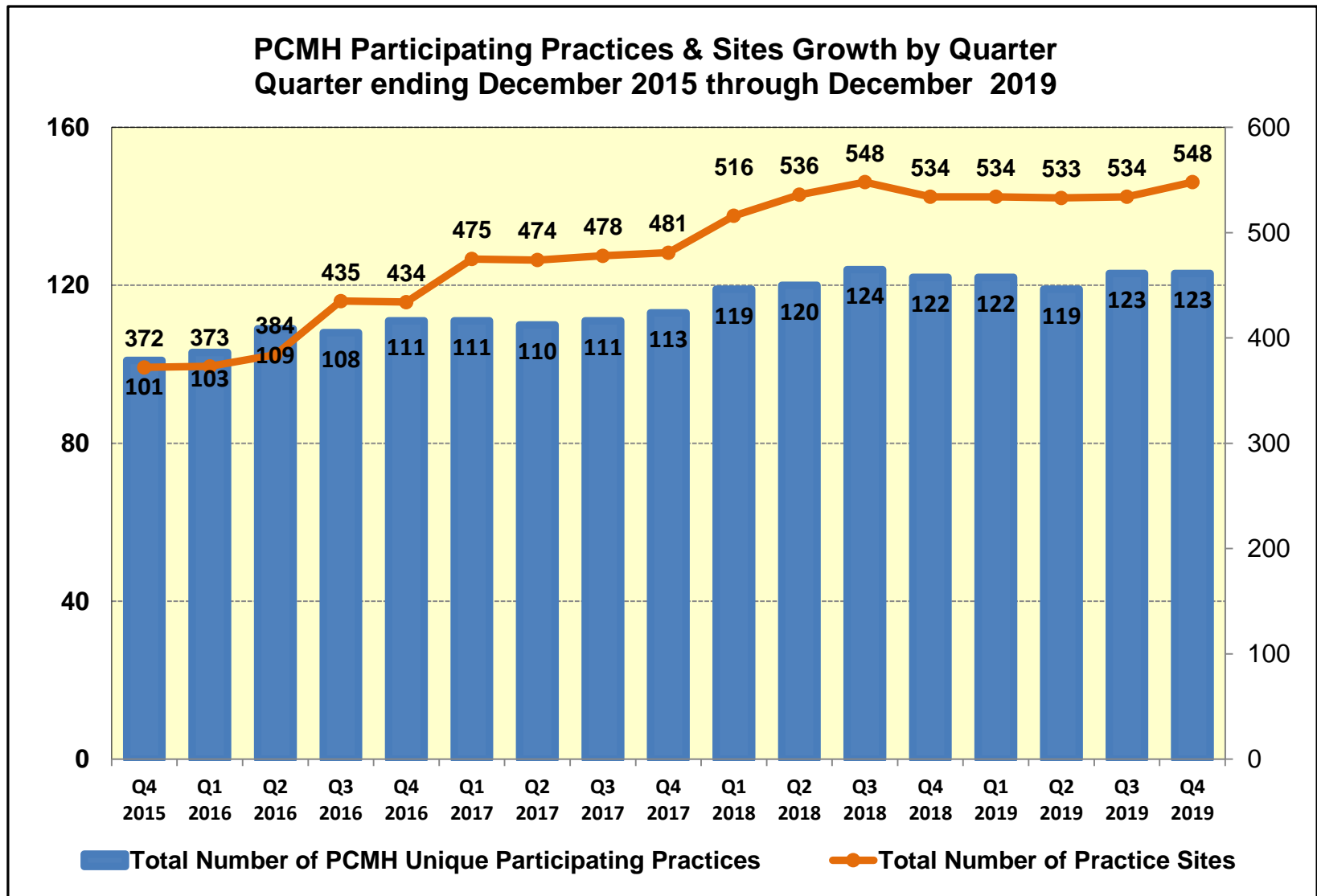


▲ Total ADULT Members ● Total ADULT Attributed Members ● Total PCMH ADULT Attributed Members

Provider Specialty by PCMH Program Participation as of January 31, 2020



PCMH Program Growth-Practices & Sites



PCMH Program Growth - Providers

PCMH Total Participating Providers/Practitioners by Quarter
Quarter ending December 2015 through December 2019

